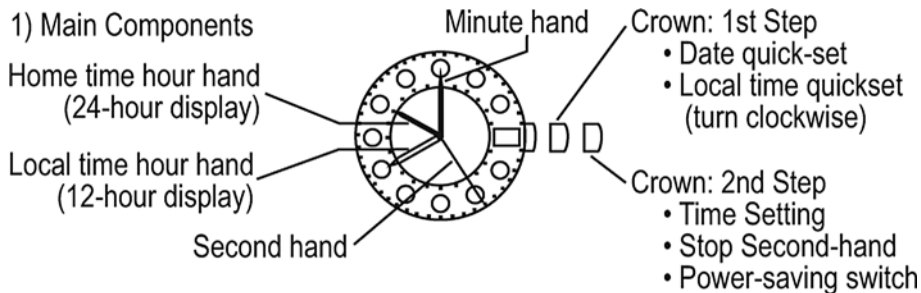




INSTRUCTIONS - PERFECT DARK "RAKE"


1) Main Components



HOME TIME: THE TIME AT YOUR HOME/OFFICE

LOCAL TIME: THE CURRENT TIME WHERE YOU ARE TRAVELING

2) READING THE WATCH



WHEN THE WATCH HANDS APPEAR AS IN THE DIAGRAM:

- HOME TIME IN TOKYO IS 18:10'35' (24-HOUR DISPLAY)
- LOCAL TIME IN LONDON IS 10:10'35' AM (12 -HOUR DISPLAY) ON THE 28TH.

NOTE

- THE MINUTE AND SECOND HANDS ARE THE SAME UNDER HOME AND LOCAL TIME.
- THE DATE IS SYNCHRONIZED WITH LOCAL TIME.

3) SETTING THE TIME

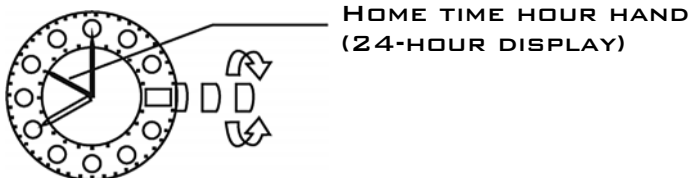
THIS WATCH FEATURES A UNIQUE DUAL-TIME OPERATION FOR 'HOME' AND 'LOCAL' TIMES. THIS SECTION DEMONSTRATES THE TIME-SETTING PROCEDURES FOR THESE TIME FUNCTIONS .

EXAMPLE: HOME TIME: TOKYO 10:00'00'AM

LOCAL TIME: NEW YORK 8:00'00' PM (DAY BEFORE)

NOTE: IF THE LOCAL TIME HOUR HAND BEGINS TO FALL BEHIND TIME ACCORDING TO THE MINUTE HAND, PULL THE CROWN OUT TO THE FIRST STEP AND TURN IT TO THE RIGHT (CLOCKWISE) TO ADJUST THE HOUR HAND POSITION. ALWAYS SET THE LOCAL TIME FROM THE HOME TIME

A) SETTING THE HOME TIME IN TOKYO TO 10:00 AM

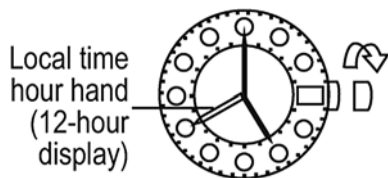


1. PULL THE CROWN OUT TO THE SECOND STEP TO STOP THE SECOND HAND IN THE 12 O'CLOCK POSITION.

2. TURN THE CROWN TO THE LEFT OR RIGHT, WHICHEVER IS MORE CONVENIENT, BRING THE HOME TIME HOUR AND MINUTE HANDS TO THE 10 O'CLOCK POSITION. THE HOME TIME HOUR HAND IS CALIBRATED FOR A 24-HOUR TIME DISPLAY. WHEN ADJUSTING THE MINUTE HAND, FIRST TURN THE HAND ABOUT 10 MINUTES PAST THE DESTINATION TIME AND THEN BACK TO THE DESIGNATED POSITION TO ENSURE FIRM ADJUSTMENT OF THE WATCH MOVEMENT. THIS ADJUSTMENT SYNCHRONIZES THE LOCAL TIME HOUR HAND.

3. PUSH THE CROWN IN TO THE NORMAL POSITION AT THE SOUND OF A TIME SIGNAL TO COMPLETE THE TIME SETTING PROCEDURE.

B) SETTING THE LOCAL TIME IN NEW YORK TO 8:00 PM



- PULL THE CROWN OUT TO THE FIRST SET.
- TURN THE CROWN TO THE RIGHT (CLOCKWISE); THE LOCAL TIME HOUR HAND WILL QUICK-ADVANCE 30 MINUTES. SET THE LOCAL TIME HOUR HAND TO 8:00 PM.

NOTE

- SETTING THE LOCAL TIME HOUR HAND TO THE HOUR PROVIDES A MORE ACCURATE TIME SETTING.
- SETTING THE LOCAL TIME HOUR HAND TO A POSITION OTHER THAN AN EXACT HOUR POSITION MAY PREVENT THE CORRECT TIME FROM BEING DISPLAYED.
- THE DATE IS SYNCHRONIZED WITH THE LOCAL TIME HOUR HAND. ALWAYS CHECK TO MAKE SURE THE AM AND PM SETTINGS ARE CORRECT WHEN ADJUSTING THE LOCAL TIME.

4) SETTING THE DATE

- PULL THE CROWN OUT TO THE FIRST SET.
- TURN THE CROWN TO THE LEFT (COUNTERCLOCKWISE) TO ADJUST THE DATE. THE DATE IS SYNCHRONIZED WITH THE LOCAL TIME. TO DISPLAY THE DATE IN NEW YORK FOR THE PREVIOUS DAY WHEN IT IS THE 30TH IN TOKYO, SET THE DATE TO 29.

NOTE :

SETTING THE DATE (QUICK SETTING FUNCTION)

DO NOT SET THE DATE BETWEEN 9:00 PM AND 1:00 AM. THIS MAY AFFECT THE CALENDAR FUNCTION AND YOU MAY NOT GET THE CORRECT DATE THE NEXT DAY.

DNA KEY CODE:

- † TIME CONTINUUM GENERATOR (MOVEMENT)
- † DIMENSION VIEWER (CRYSTAL)
- † HYDROREPULSION RATING (WATER RESISTENCE RATING)
- † 5D CONTINUUM MODULATOR (CROWN)
- † SCREW DOWN CASE BACK HOOD (CASE BACK)
- † RETAINING BRACER (BAND/BRACELET WITH BUCKLE)

WARRANTY INFORMATION

DEXTER SINISTER INC. WARRANTS, FOR A PERIOD OF TWO YEARS FROM DATE OF PURCHASE, THE DIAL FACE, HANDS, AND MOVEMENT OF DEXTER SINISTER BRAND TIMEPIECES TO BE FREE FROM DEFECTS IN MATERIAL AND WORKMANSHIP. IF ANY OF THE AFOREMENTIONED PARTS ARE DEFECTIVE WE WILL, AT OUR OPTION, EITHER REPAIR OR REPLACE THE WATCH WITHOUT CHARGE EXCLUDING SHIPPING AND HANDLING.

PRODUCT WARRANTY VALID ONLY IF PURCHASED FROM AN AUTHORIZED DEALER.

ALL WARRANTY CLAIMS MUST BE ACCOMPANIED BY DATED PROOF OF PURCHASE RECEIPT FROM AN AUTHORIZED DEALER. ALL WARRANTY CLAIMS MUST BE MADE DIRECTLY TO DEXTER SINISTER INC. VIA EMAIL TO: [WARRANTYINFO@DEXTER-SINISTER.COM](mailto:warrantyinfo@dexter-sinister.com)

DNA AUTHENTICITY

IF IT DOES NOT SAY DEXTER SINISTER AND HAVE THE SCIMITAR TRIBAL LOGO ON THE DIAL AND CASE BACK, IT IS NOT A DEXTER SINISTER BRAND TIME MACHINE.

TO SEE OUR COMPLETE TIME MACHINE COLLECTION VISIT OUR WEBSITE AT WWW.DEXTER-SINISTER.COM

"DON'T TREAD ON ME"

DEXTER SINISTER AND SS8 ARE REGISTERED TRADEMARKS OF DEXTER SINISTER INC.
PERFECT DARK IS A TRADEMARK OF DEXTER SINISTER INC.
COPYRIGHT © 2006 DEXTER SINISTER INC. ALL RIGHTS RESERVED.